

8

7

6

5

4

3

2

1

REV	DESCRIPTION	REVISIONS	DATE	APPROVED

D

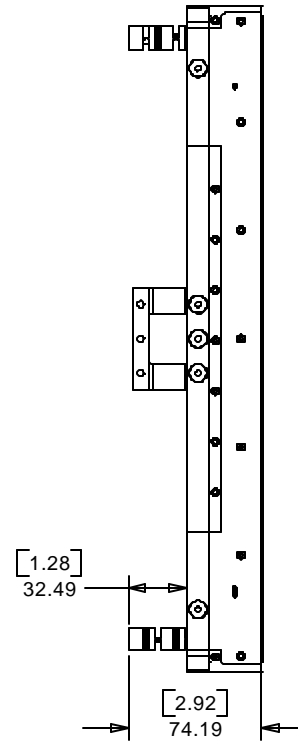
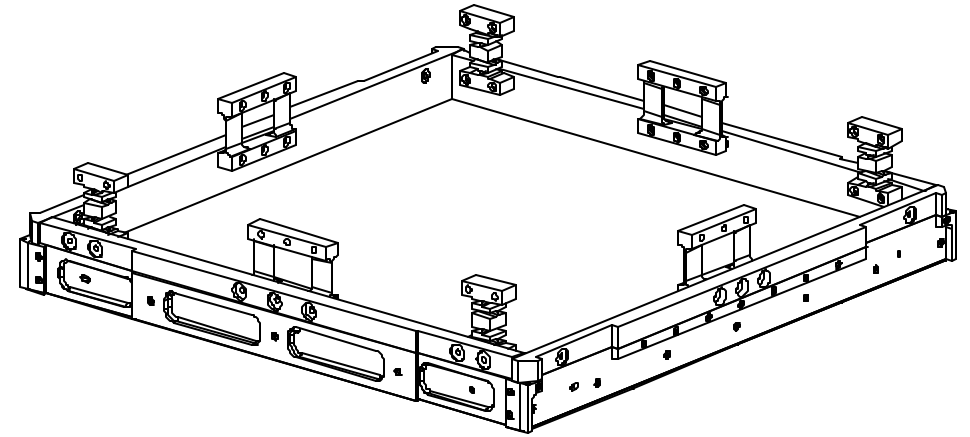
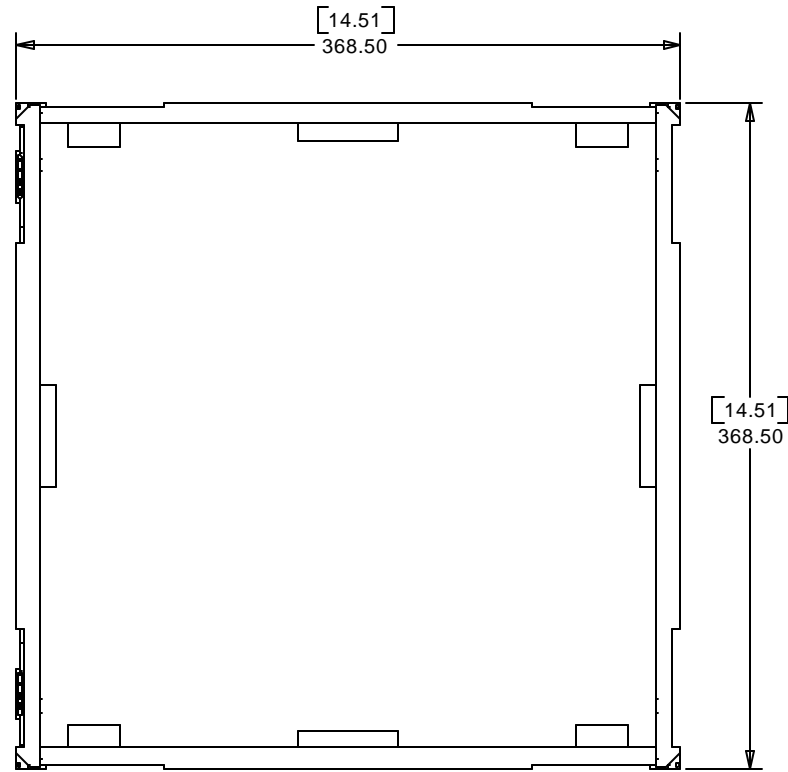
D

C

C

B

B



NOTES: UNLESS OTHERWISE SPECIFIED

- ALL DIMENSIONS IN MILLIMETERS
- DIMENSIONS AND VALUES IN BRACKETS ARE INCHES AND FOR REFERENCE ONLY
- DIMENSIONS AND TOLERANCING PER ASME Y14.5M-1994
- SURFACE TEXTURE PER ASME Y14.36M-1996
- SCREW THREAD CALLOUT PER ASME Y14.6AM-1998
- REMOVE ALL BURRS AND BREAK SHARP EDGES TO A MAXIMUM OF .38
- ALL INSIDE CORNERS TO BE .38 RADIUS MAX
- COUNTERSINK 82 DEGREES ALL TAPPED HOLES TO MAJOR DIAMETER
- COUNTERSINK 82 DEGREES APPROXIMATELY .76 TO 1.52 DEEP ALL DRILLED HOLES
- PARTS TO BE THOROUGHLY CLEANED TO REMOVE ALL OIL, GREASE, DIRT AND CHIPS
- PART NUMBER (DRAWING NO., DASH NO., REVISION NO., SERIAL NO.) TO BE CLEARLY MARKED ON THE PART ITSELF OR ON A BAG CONTAINING THE PART.

**PRELIMINARY
NOT FOR
PRODUCTION**

ITEM	QTY	PART NO.	DESCRIPTION	MATERIAL																		
PARTS LIST																						
NEXT ASSEMBLY	N/A		UNLESS OTHERWISE SPECIFIED: DIMENSIONS ARE MILLIMETERS -TOLERANCES- DECIMALS ANGULAR = +/- .5° .X = +/- .5 .XX = +/- .25	HYTEC, INC GLAST TRACKER EXAMPLE OF BOTTOM TRAY WITH FLEXURE MOUNTS																		
NEXT ASSEMBLY	N/A																					
NEXT ASSEMBLY	N/A																					
NEXT ASSEMBLY	N/A																					
			ALL MACHINED SURFACES 63 RMS FINISH																			
			PART NO. Bottom tray with flexures -1																			
			<table border="1"> <thead> <tr> <th colspan="2">SIGNATURE</th> <th>DATE</th> </tr> </thead> <tbody> <tr> <td>Designer</td> <td>Edward Romero</td> <td></td> </tr> <tr> <td>Drawn</td> <td>Edward Romero</td> <td></td> </tr> <tr> <td>Checked</td> <td>Bill Wilds</td> <td></td> </tr> <tr> <td>Engineer</td> <td>Erik Swensen</td> <td></td> </tr> <tr> <td>Approved</td> <td>Erik Swensen</td> <td></td> </tr> </tbody> </table>	SIGNATURE		DATE	Designer	Edward Romero		Drawn	Edward Romero		Checked	Bill Wilds		Engineer	Erik Swensen		Approved	Erik Swensen		
SIGNATURE		DATE																				
Designer	Edward Romero																					
Drawn	Edward Romero																					
Checked	Bill Wilds																					
Engineer	Erik Swensen																					
Approved	Erik Swensen																					
			DWG. NO. SIZE SHEET NO. Bottom tray with flexures D 1 of 1																			
			SCALE 1:2 REVISION																			

A

A

8

7

6

5

4

3

2

1